

Middleby Cooking Systems Group



1400 Toastmaster Drive • Elgin, IL 60120-9272 U. S. A. • Telephone: (847)741-3300 • Service and Parts Fax: (847)741-4406

Middleby Marshall® Service Bulletin

IMPORTANT

Some service agencies received a copy of Service Bulletin MM-191 on 9/26/01. This service bulletin, MM-191-A, is a revision of the earlier version and includes additional application, pricing and labor charge information. If you received a copy of MM-191, please replace it with this updated version in your files.

SUBJECT

Release of PS536 Gas Oven Rear Compartment Update Kits; updates to PS536 Gas Conversion Kits and procedures

GENERAL

1. Rear Compartment Update Kits Released

Middleby has released two PS536 Rear Compartment Update Kits to address the issue of bearing failure on PS536 gas ovens.

AT THIS TIME, THE FOLLOWING KITS ARE AVAILABLE:

- Kit P/N 46653 is for use with 60 Hz natural gas ovens (USA or standard export).
- Kit P/N 46864 is for use with 50 Hz CE-version natural or propane gas ovens, AND 50 Hz standard export natural gas ovens.

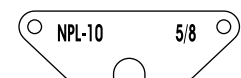
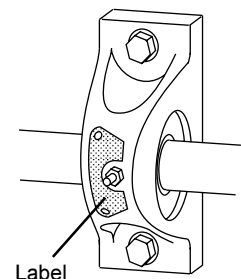
PROPANE OVENS INSTALLED IN THE USA OR IN ANY NON-CE INTERNATIONAL COUNTRIES MAY NOT USE THESE KITS.

These Kits are identical except where noted below. Installing the appropriate Kit into an oven includes:


- Replacement of the blower shaft bearings. The new bearings use a high-temperature Dupont Krytox® grease which permits longer intervals between re-greasings. Refer to Figure 1 at the right to see the differences between the two types of bearings.
- Installation of a new back wall panel. The new wall provides better rear ventilation.
- Installation of a baffle around the cooling fan. This provides better cooling to the top of the oven and protects the cooling fan. CE-approved ovens already have a smaller shroud in place that is replaced by the one in the Kit.
- For Kit P/N 46653 (60 Hz Natural Gas ovens only), adjustment of the blower speed from 2800 RPM to 2400 RPM. This involves replacing the motor shaft pulley and the motor mounting plate. Note that Kit P/N 46864 does NOT include this change, because the CE-approved 50 Hz ovens already operate at 2400 RPM.

All ovens produced 9/10/01-current already have the changes included in these Kits.

Figure 1

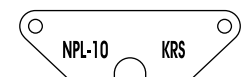


OR



Original bearing,
P/N 22072-0025

Use normal grease
P/N 17110-0015



New bearing,
P/N 46537

Use Krytox grease
P/N 46861

2. Gas Conversion Kits Updated

Because of the introduction of the cooling fan baffle on USA & standard export natural-gas PS536 ovens, the Gas Conversion Kits for these ovens have been changed. The Propane-to-Natural Gas kit (P/N 45735) now includes the cooling fan baffle and updated instructions. The Natural Gas-to-Propane kit (P/N 45734) now includes instructions for removing the baffle, if it is present.

All Gas Conversion Kits shipped in the future will be updated with these changes. The *Application* section of this Bulletin, below, shows how to update your current supply of kits.

Remember that these Gas Conversion Kits CANNOT be used with CE-approved ovens. Gas conversion instructions for CE ovens are found in the *Owner's Operating Manual*.

APPLICATION

1. **For USA service agencies**, Kit P/N 46653 is a required stocking item.

The Kit should be installed on:

- Any natural gas PS536 oven that experiences bearing failure.
- Any natural gas PS536 oven that has not yet been installed. If necessary, the kit can be installed during the oven startup.

REMEMBER THAT THIS KIT CANNOT BE INSTALLED ON PROPANE OVENS.

The Kit is available to our authorized service and parts distributors free of charge. Upon receipt of your completed CFESA form, you will be reimbursed a fixed labor fee of \$100.00 per oven cavity, plus your normal travel and mileage charge. Your form must indicate the location and serial number of the oven.

If any oven already equipped with the Krytox bearings experiences a bearing failure, it is not necessary to re-install the kit. Simply replace the bearings with the high-temperature Krytox type (P/N 46537).

2. **For international service agencies**, Kit P/N 46864 is a required stocking item if your territory has 50 Hz ovens. Kit P/N 46653 is a required stocking item if your territory has 60 Hz ovens.

The appropriate Kit (50 Hz or 60 Hz) should be installed on:

- Any CE-version PS536 oven (natural or propane gas) that experiences bearing failure.
- Any standard export PS536 natural gas oven that experiences bearing failure.
- Any of these two types of ovens that has not yet been installed. If necessary, the kit can be installed during the oven startup.

REMEMBER THAT THIS KIT CAN ONLY BE INSTALLED ON PROPANE OVENS IF THEY ARE THE CE-VERSION. STANDARD EXPORT PROPANE OVENS CANNOT USE THESE KITS.

The Kit is available to our authorized service and parts distributors free of charge. Upon receipt of your completed CFESA form, you will be reimbursed a fixed labor fee of \$100.00 per oven cavity, plus your normal travel and mileage charge. Your form must indicate the location and serial number of the oven.

If any oven already equipped with the Krytox bearings experiences a bearing failure, it is not necessary to re-install the kit. Simply replace the bearings with the high-temperature Krytox type (P/N 46537).

3. ***For all service agencies***, the new bearings with Krytox grease, P/N 46537, are now a required stocking item. The part has a list price of \$155.00 each.
4. ***For all service agencies***, the Dupont Krytox grease itself is also a required stocking item. It can be purchased commercially. It is also available from Middleby in an 8-oz. tube as P/N 46861, with a list price of \$158.00.
5. ***For all service agencies in non-CE countries***, if you have any PS536 Gas Conversion Kits in stock (P/Ns 45734 and 45735), they should be updated with the following parts.
 - Kit P/N 45735 (PS536 Propane to Natural Gas) requires:
 - 1 supplementary instruction sheet, P/N 46863. A copy of this sheet is attached to this Bulletin, and should be photocopied as required. It can also be downloaded free of charge from the Middleby website (look for Service Bulletin MM-191-A in the Middleby Service Bulletin section).
 - 1 cooling fan baffle, Middleby P/N 46591. List price is \$7.20 each.
 - 2 #12-14 x 3/4" self-tapping screws. If you do not have these screws on hand, they are available as Middleby P/N 21296-0005. List price is \$0.80 each.

You will be charged normally for these parts. For new oven installations, they should be listed separately on the claim form. If you would normally charge the customer for the gas conversion kit, you should bill the customer for these parts as well.

- Kit P/N 45734 (PS536 Natural Gas to Propane) requires 1 supplementary instruction sheet, P/N 46863. A copy of this sheet is attached to this Bulletin, and should be photocopied as required. Or, it can be downloaded free of charge from the Middleby website (in the Middleby Service Bulletin section). **THIS SHEET CANNOT BE ORDERED THROUGH THE MIDDLEBY PARTS DEPARTMENT.** As the sheet is supplied free of charge, it has no cost to you or the customer.

All Gas Conversion Kits shipped in the future will be updated with these changes, and will not require any additional instructions or parts.