

# Middleby Cooking Systems Group



1400 Toastmaster Drive • Elgin, IL 60120-9272 U. S. A. • Telephone: (847)741-3300 • Service and Parts Fax: (847)741-4406

## Middleby Marshall® Service Bulletin

### SUBJECT

Introduction of 3-D air finger labels on new Papa John's Middleby Marshall ovens

### GENERAL

As of July 10, 2000, new-production Middleby Marshall ovens for Papa John's restaurants will have a 3D air finger configuration label attached to the front panel. This label will show exploded views of all air fingers in the oven, and will also show the locations of the assembled fingers in the oven. An example of the label is shown in Figure 1.

Figure 1

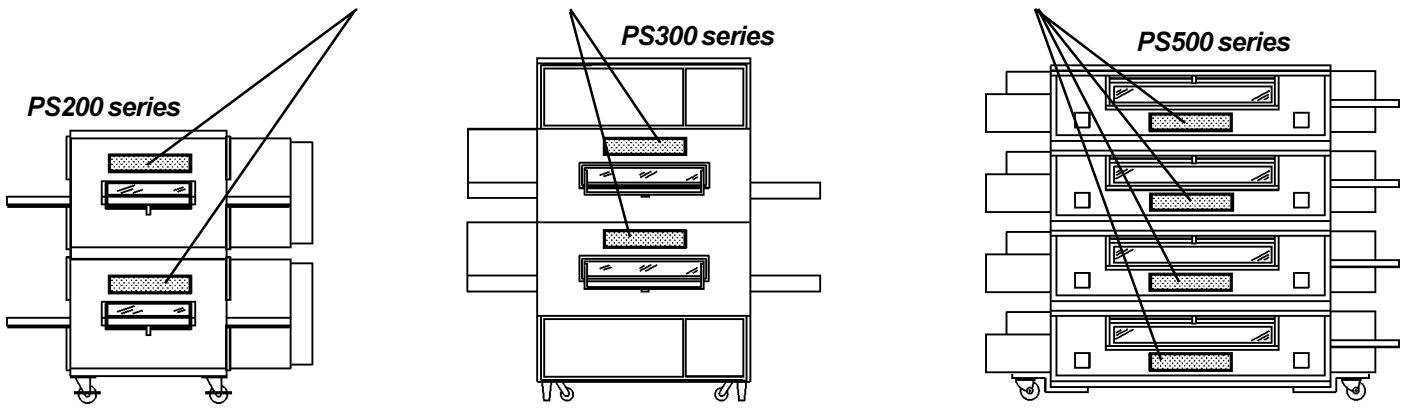
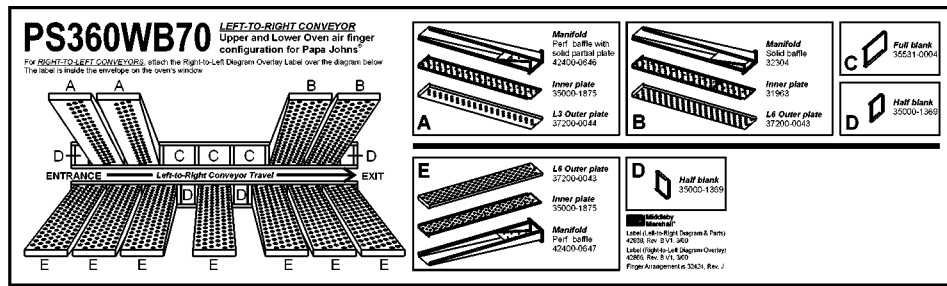
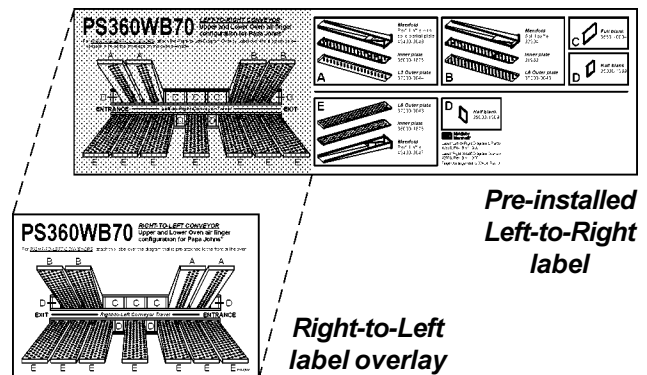


Figure 2

Because most Middleby ovens are shipped from the factory with a left-to-right direction of conveyor travel, the new labels show this orientation. However, some customers will require right-to-left conveyor operation. Because the reversal of the conveyor direction is normally made during the installation and start-up, the label cannot be corrected by the factory.

To allow the label to be corrected in the field, each Papa John's oven will also be shipped with a "right-to-left" label overlay, shown in Figure 2. During the completion of the Installation Checklist, the label overlay should be installed by the Service Agent if the oven has been converted to right-to-left conveyor operation. If the label overlay is not required, it should be discarded.



Pre-installed  
Left-to-Right  
label

Right-to-Left  
label overlay

## APPLICATION

When completing an Installation Checklist for an oven in a Papa John's restaurant, check that the 3D air finger arrangement label is installed. If the label is present, note the direction of conveyor travel.

- If the conveyor runs in a right-to-left direction, apply the right-to-left label overlay as shown in Figure 2. The label is stored for shipment inside the envelope on the oven's window.
- If the conveyor runs in a left-to-right direction, simply remove and discard the envelope from the oven's window.

If the label overlay is needed, but has been lost in shipment, please contact the Middleby Parts Department IMMEDIATELY for a replacement. A listing of the part numbers for the overlays is attached to this Bulletin.

Note that ALL Papa John's ovens should have the left-to-right label preinstalled on the oven. The smaller label overlay CANNOT be used without the larger label in place, because the exploded views of the finger components are not shown on the smaller label. If this occurs, contact the Middleby Service Department.

## COMPATIBILITY

This Bulletin applies to all new-production Middleby Marshall ovens for Papa John's restaurants.

## FEATURES - n/a

## AVAILABILITY

Replacement labels, if required, are available for immediate shipment. NOTE THAT THESE LABELS SHOULD ONLY BE ORDERED FOR DIRECT REPLACEMENT OF MISSING OR DAMAGED LABELS. DO NOT ORDER THESE PARTS FOR STOCK.

## DISPOSITION OF INVENTORY - n/a

# ADDITIONAL INFORMATION

## PART NUMBERS OF 3-D AIR FINGER LABELS FOR PAPA JOHN'S OVENS

Oven Model	Pre-installed Left-to-Right Label	Right-to-Left Label Overlay
PS200	43303	43304
PS360S	42857	42868
PS360WB	42839	42867
PS360WB70	42838	42866
PS555	43093	43092
PS570S	42858	42865